

ST. XAVIER'S HIGH SCHOOL

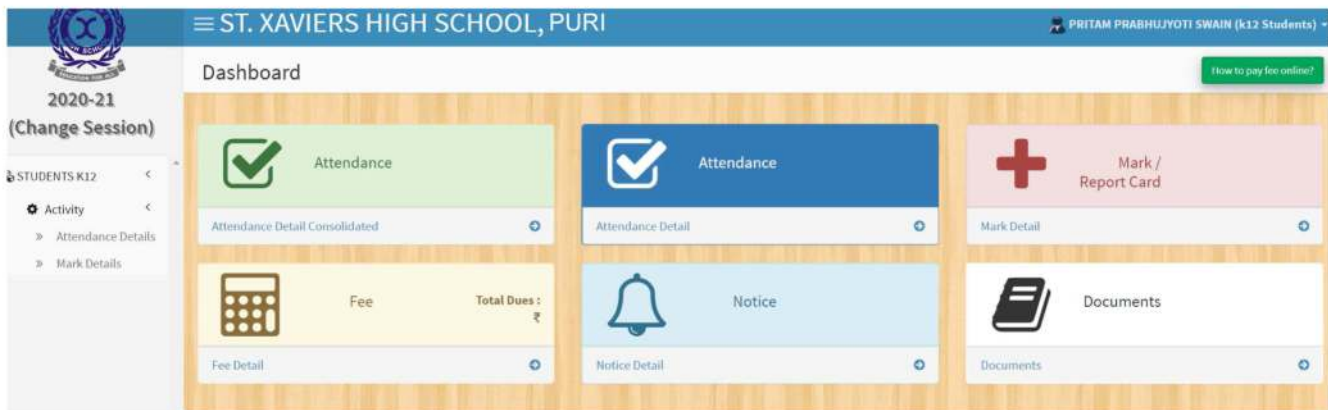
How to pay fee online

Link - <https://esk12.edusols.com>

USER NAME - Student Admission Number

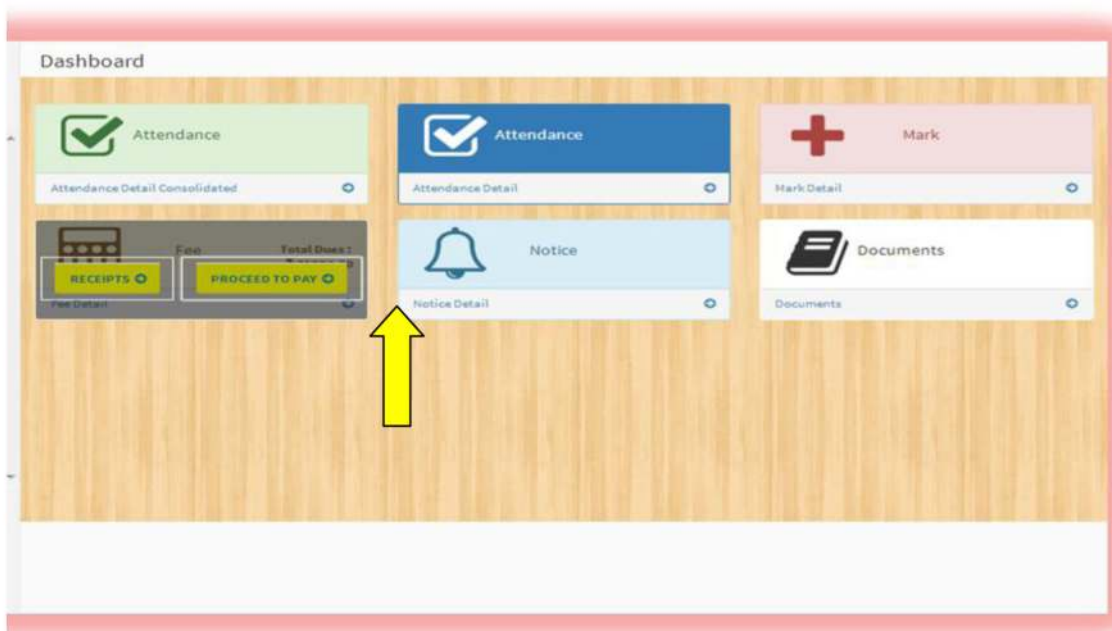
Password -password

After login, you will be re-directed to dashboard page as displayed below.



Step 1.

Move the mouse cursor towards Fee block, when cursor on Fee block two yellow button will appear 1. Receipt , 2. Proceed to Pay . Click on Proceed to Pay .



Step 2.

After click on Proceed to pay, you will be directed to a page where in left side of the page all your due will show and in right side of the page the payment gateway will show. There are 4 fields in due side. 1-Account Head, 2-Period, 3-Due amount, Amount To Pay. Due amount column shows the hole year fee which is not editable and Amount to pay which is editable.

The screenshot displays the student portal for St. Xavier's High School, Puri. The 'My Dues' table lists various fees with their respective due amounts and amounts to be paid. The 'Payment Gateways' section shows the Axis Bank logo and a message indicating that online payment is temporarily unavailable.

SNo	Account Head	Period	Due Amount	Amount to Pay
✓	Annual Charges	20-21 YEARLY	4275.00	4275.00
✓	MONTHLY FEE	January	3545.00	3545.00
✓	MONTHLY FEE	February	3545.00	3545.00
✓	MONTHLY FEE	March	3545.00	3545.00
✓	MONTHLY FEE	April	3545.00	3545.00
✓	MONTHLY FEE	May	3545.00	3545.00
✓	MONTHLY FEE	June	3545.00	3545.00
✓	MONTHLY FEE	July	3545.00	3545.00
✓	MONTHLY FEE	August	3545.00	3545.00
✓	MONTHLY FEE	September	3545.00	3545.00
✓	MONTHLY FEE	October	3545.00	3545.00
✓	MONTHLY FEE	November	3545.00	3545.00
✓	MONTHLY FEE	December	3545.00	3545.00
✓	Other Charges	20-21 YEARLY	795.00	795.00
✓	SCHOOL FEE	10th	950.00	950.00
✓	Transport Fee		1200.00	1200.00
✓	LATE FEE		0	0
TOTAL			21470	21470

Payment Gateways

AXIS BANK

ONLINE PAYMENT IS TEMPORARILY UNAVAILABLE. PLEASE TRY AFTER SOME TIME

Please do not press the back or refresh button of the browser during the whole transaction.

In Amount to Pay column, either you may pay the hole year amount or edit whatever amount you want to pay. (Suppose you want to pay April Month Monthly Fee, then you clear all the head from the Amount to Pay column except Monthly Fee of April as shown in below screen.

ST. XAVIERS HIGH SCHOOL, PURI

2020-21 (Change Session)

STUDENTS K12

My Dues

SNo	Account Head	Period	Due Amount	Amount to Pay
<input type="checkbox"/>	Annual Charges	20-21-YEARLY	4275.00	4275.00
<input type="checkbox"/>	MONTHLY FEE	January	3045.00	3045.00
<input type="checkbox"/>	MONTHLY FEE	February	3045.00	3045.00
<input type="checkbox"/>	MONTHLY FEE	March	3045.00	3045.00
<input checked="" type="checkbox"/>	MONTHLY FEE	April	3045.00	3045.00
<input type="checkbox"/>	MONTHLY FEE	May	3045.00	3045.00
<input type="checkbox"/>	MONTHLY FEE	June	3045.00	3045.00
<input type="checkbox"/>	MONTHLY FEE	July	3045.00	3045.00
<input type="checkbox"/>	MONTHLY FEE	August	3045.00	3045.00
<input type="checkbox"/>	MONTHLY FEE	September	3045.00	3045.00
<input type="checkbox"/>	MONTHLY FEE	October	3045.00	3045.00
<input type="checkbox"/>	MONTHLY FEE	November	3045.00	3045.00
<input type="checkbox"/>	MONTHLY FEE	December	3045.00	3045.00
<input type="checkbox"/>	Other Charges	20-21-YEARLY	795.00	795.00
<input type="checkbox"/>	SCHOOL FEE	JAN	950.00	950.00
<input type="checkbox"/>	Transport Fee		1290.00	1290.00
<input type="checkbox"/>	LATE FEE		0	0
TOTAL			19300	19300

Payment Gateways

AXIS BANK

Set Up Fee : NA, MFC : NA, MDR on Credit Card : 0.50%, MDR on Debit Card : NA, MDR on Multibank Netbanking : 0.50%

Pay Now

Please do not press the back or refresh button of the browser during the whole transaction.

Step 3:

After edit the amount in Amount to pay column then click on Payment gateway through which you want to pay, then click on Pay Now green button .

ST. XAVIERS HIGH SCHOOL, PURI

2020-21 (Change Session)

STUDENTS K12



My Dues

SNo	Account Head	Period	Due Amount	Amount to Pay
<input checked="" type="checkbox"/>	Annual Charges	20-21-YEARLY	4275.00	4275.00
<input checked="" type="checkbox"/>	MONTHLY FEE	January	3045.00	3045.00
<input checked="" type="checkbox"/>	MONTHLY FEE	February	3045.00	3045.00
<input checked="" type="checkbox"/>	MONTHLY FEE	March	3045.00	3045.00
<input checked="" type="checkbox"/>	MONTHLY FEE	April	3045.00	3045.00
<input checked="" type="checkbox"/>	MONTHLY FEE	May	3045.00	3045.00
<input checked="" type="checkbox"/>	MONTHLY FEE	June	3045.00	3045.00
<input checked="" type="checkbox"/>	MONTHLY FEE	July	3045.00	3045.00
<input checked="" type="checkbox"/>	MONTHLY FEE	August	3045.00	3045.00
<input checked="" type="checkbox"/>	MONTHLY FEE	September	3045.00	3045.00
<input checked="" type="checkbox"/>	MONTHLY FEE	October	3045.00	3045.00
<input checked="" type="checkbox"/>	MONTHLY FEE	November	3045.00	3045.00
<input checked="" type="checkbox"/>	MONTHLY FEE	December	3045.00	3045.00
<input checked="" type="checkbox"/>	Other Charges	20-21-YEARLY	795.00	795.00
<input checked="" type="checkbox"/>	SCHOOL FEE	JAN	950.00	950.00
<input checked="" type="checkbox"/>	Transport Fee		1290.00	1290.00
<input checked="" type="checkbox"/>	LATE FEE		0	0
TOTAL			31470	31470

Payment Gateways

AXIS BANK

Pay Now

Step 4:

After clicking on Pay Now green button you will be directed to the payment gateway site. There choose your payment mode like **Debit Card, Credit Card or Online Banking**. Then click Make payment button to proceed for payment.

PAYMENT DETAILS

ST.XAVIER HIGH SCHOOL

AXIS BANK




Complete your payment

Your transaction details


Merchant	ST.XAVIER HIGH SCHOOL
Order Id	202021122
Amount	₹ 31,470.00

Payment options Secured by JusPay Locker™. Learn more.

Credit/Debit Card Net Banking

Card number Card Number   

Name on card Name

Expiry (mm/yy) / YY CVV CVV 

During online transaction, please do not refresh the page .wait for the response status to avoid failure of transaction.

Online Payment

SUCCESS

Amount Paid: 1.00

Payment Gateway Reference No.: QHMP7378712676

Step 5:

After you got success message, go to the dashboard page click on Receipts button as shown below to take the print of transaction. You can also check the due ,balance in that page.

Dashboard

Attendance Attendance Mark

Attendance Detail Connal/detail Attendance Detail Mark Detail

RECEIPTS PROCEED TO PAY

Notice Documents

Notice Detail Documents